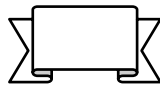











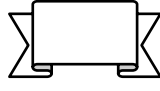











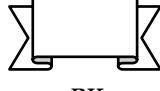










 INI	 RK	 TP
 Reflex	 Zähigkeit	 Willen

 INI	 RK	 TP
 Reflex	 Zähigkeit	 Willen

 INI	 RK	 TP
 Reflex	 Zähigkeit	 Willen

 INI	 RK	 TP
 Reflex	 Zähigkeit	 Willen

 INI	 RK	 TP
 Reflex	 Zähigkeit	 Willen

 INI	 RK	 TP
 Reflex	 Zähigkeit	 Willen

SC Karten


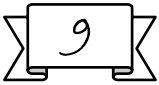


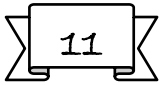


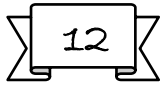










Mit diesen Karten hat der Spielleiter einen einfachen Überblick über die wichtigsten Werte der Spielercharaktere. Man kann sie z. B. ausschneiden um die Initiativreihenfolge darzustellen, oder man nimmt die komplette Seite als „Spickzettel“ um den Überblick zu wahren.

Es ist Platz für 18 Charaktere, also genug für die meisten Runden. Im Zweifel einfach zweimal drucken.

Mofte

<http://rumgecrawle.de/>

Ein Beispiel:

Adiel (Timo 1)			Rodar (Timo 2)			Thol (Timo 3)		
 INI	 RK	 TP	 INI	 RK	 TP	 INI	 RK	 TP
 Reflex	 Zähigkeit	 Willen	 Reflex	 Zähigkeit	 Willen	 Reflex	 Zähigkeit	 Willen